

<b>Driver &amp; Event</b>	<b>Electrics &amp; Chassis</b>	<b>Motor &amp; Gearing</b>
Name Carl Engelmann	E.S.C Phantom FR10pro	Motor Phantom icon Torque edition
Date 8/11/2019 Event SchumacherGP	Servo Protec 160T	Rotor Diameter 12.5 mm
Weather Sunny 80°F	Reciever Sanwa 482	Timing 41* Deg
Result 2nd A-main stock 13.5 4wd	Lipo 5000max-v	Spur 80
	Shorty LiPo Front <input checked="" type="checkbox"/> Middle <input type="checkbox"/> Rear <input type="checkbox"/>	Pinion 25

<b>Track Conditions</b>
Grip Level High <input checked="" type="checkbox"/> Med <input type="checkbox"/> Low <input type="checkbox"/>
Type Tight <input type="checkbox"/> Open <input type="checkbox"/> Mixed <input checked="" type="checkbox"/>
Surface Clay <input type="checkbox"/> Astro <input checked="" type="checkbox"/> Grass <input type="checkbox"/>
Mixed <input type="checkbox"/> Carpet <input type="checkbox"/>
Condition Smooth <input checked="" type="checkbox"/> Bumpy <input type="checkbox"/>

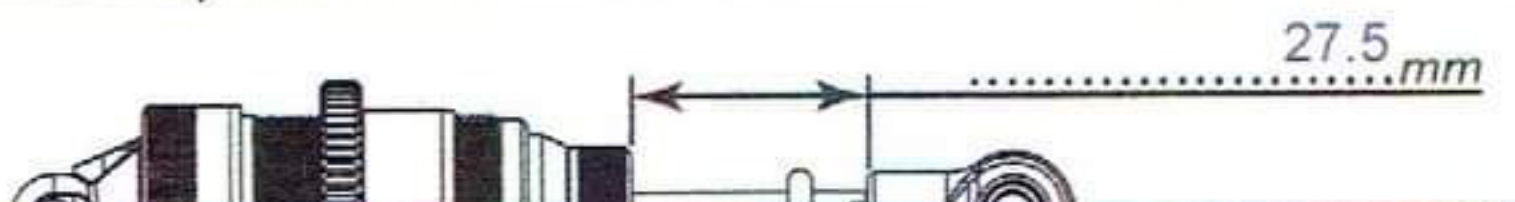
Centre Topdeck Yes <input checked="" type="checkbox"/> No <input type="checkbox"/>
Front Topdeck Thickness 2.5mm <input checked="" type="checkbox"/> 3.0mm <input type="checkbox"/>
Rear Topdeck Thickness 2.5mm <input checked="" type="checkbox"/> 3.0mm <input type="checkbox"/>

<b>Wheels &amp; Tyres</b>
Rr Tyre MiniDart yellow no outside row
Rr Wheel Schumacher
Rr Insert reg. blue med
Fr Tyre minDart Y 2outside, 1inside row
Fr Wheel Schumacher
Fr Insert reg. blue med

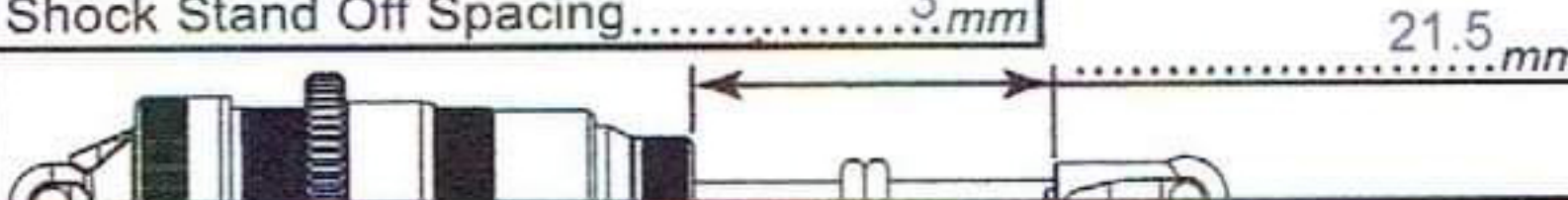
<b>Other settings</b>
Car Weight 1710g
Alloy Wing Mount High <input type="checkbox"/> Low <input type="checkbox"/>
Rear Wing Gurney Height low line 4mm
Front Wing Small <input type="checkbox"/> Big <input type="checkbox"/>
Front Wing Gurney Height mm
Slipper 2Plate <input checked="" type="checkbox"/> 3Plate <input type="checkbox"/> 4Plate <input type="checkbox"/>
Rear Hex 0 <input checked="" type="checkbox"/> 0.75 <input type="checkbox"/> 1.5 <input type="checkbox"/>
Front Hex 0 <input checked="" type="checkbox"/> 0.75 <input type="checkbox"/> 1.5 <input type="checkbox"/>

<b>Differential</b>
Diff Oil F 12.5k 2gear cSt R 2.5k 2 gear cSt
Dif Height F High <input type="checkbox"/> Mid <input type="checkbox"/> Low <input checked="" type="checkbox"/>
Dif Height R High <input checked="" type="checkbox"/> Mid <input type="checkbox"/> Low <input type="checkbox"/>

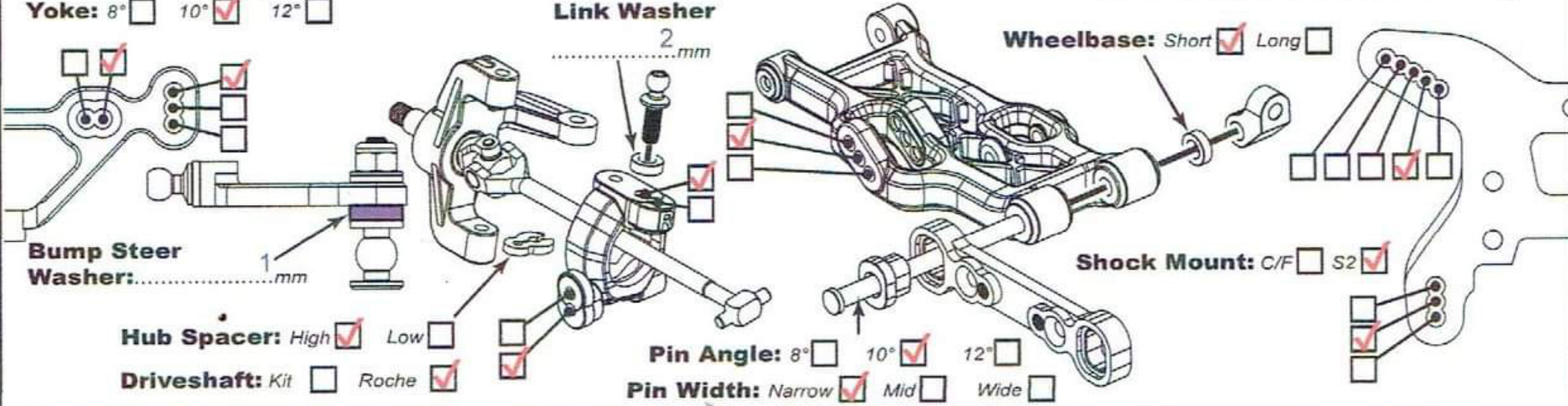
<b>Front Shocks</b>	Spring orange lb/in	Shock Cap Vented <input type="checkbox"/>	Sealed <input type="checkbox"/>
Oil 650 cSt		Aeration <input checked="" type="checkbox"/>	
Piston 2 hole Drilled <input type="checkbox"/>	Hole Size 1.6mm		
Internal Limiters 0mm	Kashima Body No <input type="checkbox"/> Yes <input checked="" type="checkbox"/>		



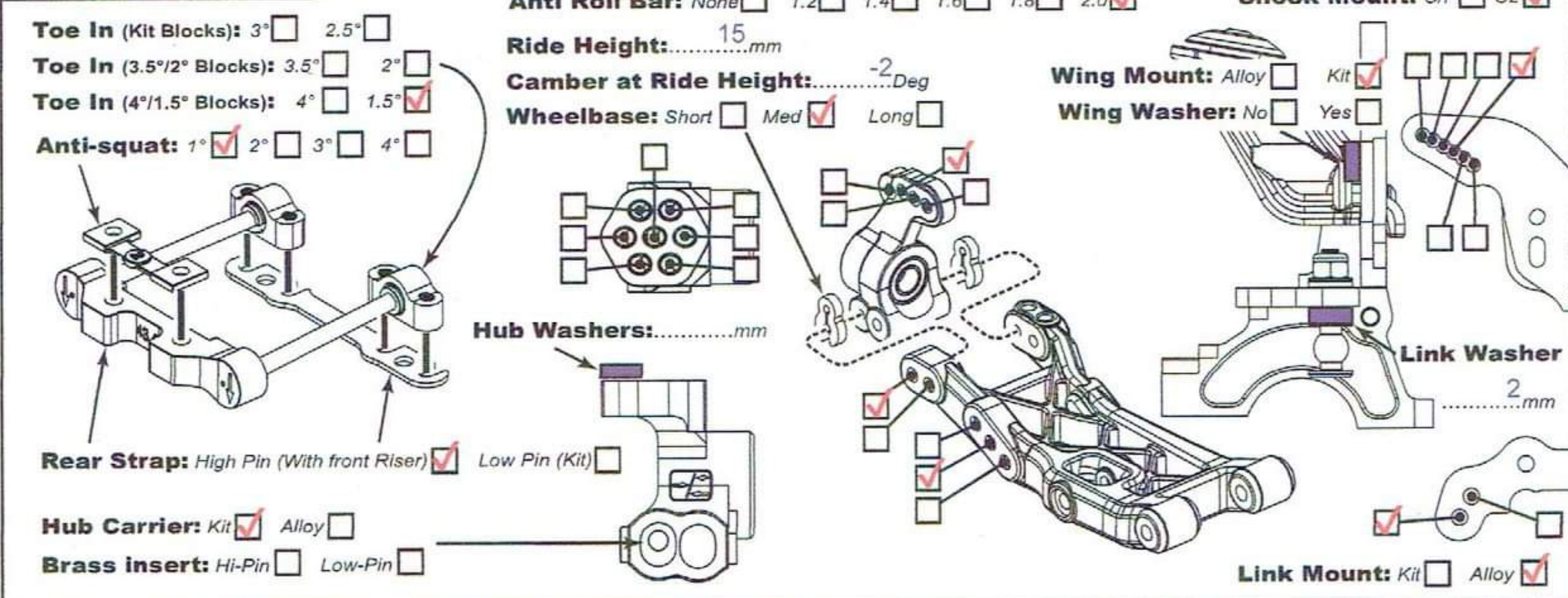
<b>Rear Shocks</b>	Spring blue lb/in	Shock Cap Vented <input type="checkbox"/>	Sealed <input type="checkbox"/>
Oil 450 cSt		Aeration <input checked="" type="checkbox"/>	
Piston 2 hole Drilled <input checked="" type="checkbox"/>	Hole Size 1.8mm		
Internal Limiters 0mm	Kashima Body No <input type="checkbox"/> Yes <input checked="" type="checkbox"/>		



<b>Front Suspension</b>	Toe: +1 Deg	Yoke: 8° <input type="checkbox"/> 10° <input checked="" type="checkbox"/> 12° <input type="checkbox"/>	Anti Roll Bar: None <input type="checkbox"/> 1.2 <input type="checkbox"/> 1.4 <input type="checkbox"/> 1.6 <input type="checkbox"/> 1.8 <input type="checkbox"/> 2.0 <input checked="" type="checkbox"/>	Ride Height: 15mm	Camber at Ride Height: -1 Deg
	Bump Steer Washer: 1mm	Hub Spacer: High <input checked="" type="checkbox"/> Low <input type="checkbox"/>	Driveshaft: Kit <input type="checkbox"/> Roche <input checked="" type="checkbox"/>	Link Washer: 2mm	Wheelbase: Short <input checked="" type="checkbox"/> Long <input type="checkbox"/>
		Pin Angle: 8° <input type="checkbox"/> 10° <input checked="" type="checkbox"/> 12° <input type="checkbox"/>	Pin Width: Narrow <input checked="" type="checkbox"/> Mid <input type="checkbox"/> Wide <input type="checkbox"/>		Shock Mount: C/F <input type="checkbox"/> S2 <input checked="" type="checkbox"/>



<b>Rear Suspension</b>	Toe In (Kit Blocks): 3° <input type="checkbox"/> 2.5° <input type="checkbox"/>	Toe In (3.5°/2° Blocks): 3.5° <input type="checkbox"/> 2° <input type="checkbox"/>	Toe In (4°/1.5° Blocks): 4° <input type="checkbox"/> 1.5° <input checked="" type="checkbox"/>	Anti-squat: 1° <input checked="" type="checkbox"/> 2° <input type="checkbox"/> 3° <input type="checkbox"/> 4° <input type="checkbox"/>	Anti Roll Bar: None <input type="checkbox"/> 1.2 <input type="checkbox"/> 1.4 <input type="checkbox"/> 1.6 <input type="checkbox"/> 1.8 <input type="checkbox"/> 2.0 <input checked="" type="checkbox"/>	Ride Height: 15mm	Camber at Ride Height: -2 Deg	Shock Mount: C/F <input type="checkbox"/> S2 <input checked="" type="checkbox"/>
	Hub Washers: mm	Rear Strap: High Pin (With front Riser) <input checked="" type="checkbox"/> Low Pin (Kit) <input type="checkbox"/>	Hub Carrier: Kit <input checked="" type="checkbox"/> Alloy <input type="checkbox"/>	Brass insert: Hi-Pin <input type="checkbox"/> Low-Pin <input type="checkbox"/>	Wheelbase: Short <input type="checkbox"/> Med <input checked="" type="checkbox"/> Long <input type="checkbox"/>	Wing Mount: Alloy <input type="checkbox"/> Kit <input checked="" type="checkbox"/>	Wing Washer: No <input type="checkbox"/> Yes <input type="checkbox"/>	Link Washer: 2mm
								Link Mount: Kit <input type="checkbox"/> Alloy <input checked="" type="checkbox"/>



**Notes**

**CAT 11**