

Driver & Event	
Name	Danny McGee
Date	9.6.19
Event	Eden Park National
Weather	Dry
Result	Qualified 2nd. Finished 1st

Track Conditions	
Grip Level	High <input checked="" type="checkbox"/> Med <input type="checkbox"/> Low <input type="checkbox"/>
Type	Tight <input type="checkbox"/> Open <input type="checkbox"/> Mixed <input type="checkbox"/>
Surface	Clay <input type="checkbox"/> Astro <input checked="" type="checkbox"/> Grass <input type="checkbox"/> Mixed <input type="checkbox"/> Carpet <input type="checkbox"/>
Condition	Smooth <input type="checkbox"/> Bumpy <input checked="" type="checkbox"/>

Differential	
Diff Oil	F..2Gear..15k...cSt R. 2Gear..15k..cSt
Diff Height F	High <input type="checkbox"/> Mid <input type="checkbox"/> Low <input type="checkbox"/>
Diff Height R	High <input checked="" type="checkbox"/> Mid <input type="checkbox"/> Low <input type="checkbox"/>


Electrics & Chassis	
E.S.C DASH	
Servo	KO
Reciever	KO 415
Lipo	INTELECT LP
Shorty LiPo	Front <input type="checkbox"/> Middle <input type="checkbox"/> Rear <input type="checkbox"/>
Centre Topdeck	Yes <input type="checkbox"/> No <input checked="" type="checkbox"/>
Front Topdeck Thickness	2.5mm <input type="checkbox"/> 3.0mm <input type="checkbox"/>
Rear Topdeck Thickness	2.5mm <input type="checkbox"/> 3.0mm <input type="checkbox"/>

Wheels & Tyres	
Rr Tyre	DART YELLOW - OUTSIDE ROW OFF
Rr Wheel	STD
Rr Insert	U6734
Fr Tyre	DART YELLOW - CHEVRON 2x2 OFF
Fr Wheel	STD
Fr Insert	U6733

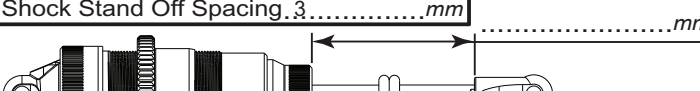
Motor & Gearing	
Motor	DASH 5.5
Rotor Diameter	STD
Timing	40
Spur	83
Pinion	19

Other settings	
Car Weight	9
Alloy Wing Mount	High <input type="checkbox"/> Low <input type="checkbox"/>
Rear Wing Gurney Height	mm
Front Wing	Small <input type="checkbox"/> Big <input type="checkbox"/>
Front Wing Gurney Height	mm
Slipper	2Plate <input checked="" type="checkbox"/> 3Plate <input type="checkbox"/> 4Plate <input type="checkbox"/>
Rear Hex	0 <input type="checkbox"/> 0.75 <input type="checkbox"/> 1.5 <input type="checkbox"/>
Front Hex	0 <input type="checkbox"/> 0.75 <input type="checkbox"/> 1.5 <input type="checkbox"/>

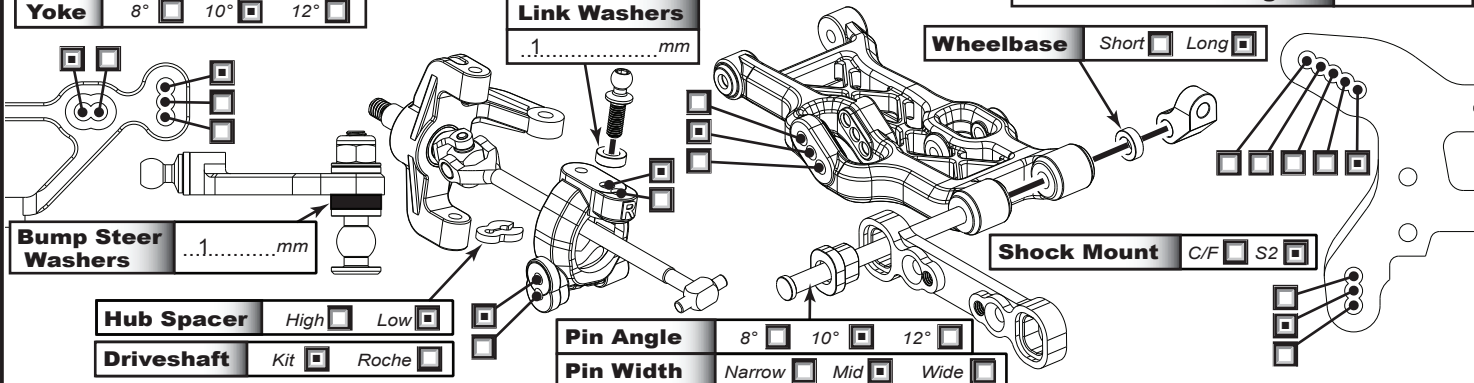
Front Shocks	
Oil..550.....cSt	Spring ..YELLOW.....lb/in
Piston.WHITE.RD.. Drilled <input type="checkbox"/>	Shock Cap Sealed <input type="checkbox"/> Vented <input type="checkbox"/> Aeration <input checked="" type="checkbox"/>
Internal Limiters..0.5.....mm	Hole Size.2x1.8.....mm
Kashima Body	No <input type="checkbox"/> Yes <input checked="" type="checkbox"/>



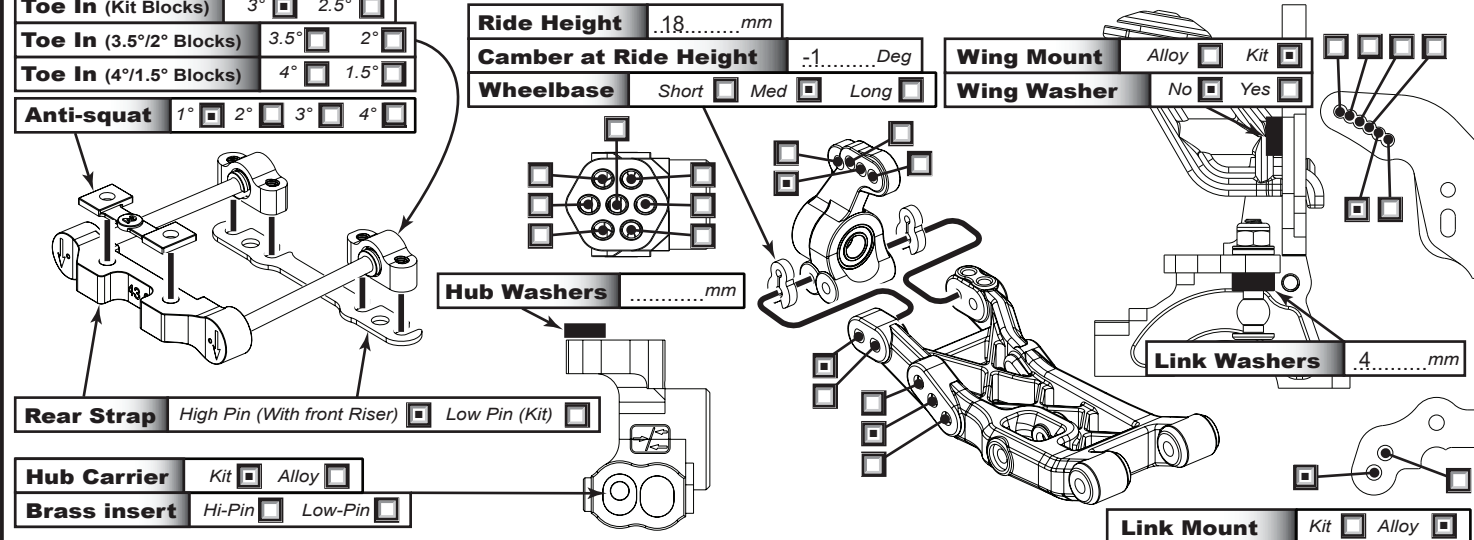
Rear Shocks	
Oil.400.....cSt	Spring GREEN.....lb/in
Piston.WHITE.RD.. Drilled <input type="checkbox"/>	Shock Cap Sealed <input type="checkbox"/> Vented <input type="checkbox"/> Aeration <input type="checkbox"/>
Internal Limiters..0.5.....mm	Hole Size.2x2.1.....mm
Kashima Body	No <input type="checkbox"/> Yes <input type="checkbox"/>
Shock Stand Off Spacing..3.....mm	



Front Suspension	
Toe 0.....Deg	Yoke 8° <input type="checkbox"/> 10° <input checked="" type="checkbox"/> 12° <input type="checkbox"/>
Anti Roll Bar	None <input type="checkbox"/> 1.2 <input type="checkbox"/> 1.4 <input type="checkbox"/> 1.6 <input type="checkbox"/> 1.8 <input type="checkbox"/> 2.0 <input checked="" type="checkbox"/>
Ride Height	.18.....mm
Camber at Ride Height	-.1.....Deg
Link Washers	.1.....mm
Wheelbase	Short <input type="checkbox"/> Long <input checked="" type="checkbox"/>
Bump Steer Washers	...1.....mm
Hub Spacer	High <input type="checkbox"/> Low <input type="checkbox"/>
Driveshaft	Kit <input type="checkbox"/> Roche <input type="checkbox"/>
Pin Angle	8° <input type="checkbox"/> 10° <input type="checkbox"/> 12° <input type="checkbox"/>
Pin Width	Narrow <input type="checkbox"/> Mid <input type="checkbox"/> Wide <input type="checkbox"/>
Shock Mount	C/F <input type="checkbox"/> S2 <input checked="" type="checkbox"/>



Rear Suspension	
Toe In (Kit Blocks)	3° <input type="checkbox"/> 2.5° <input type="checkbox"/>
Toe In (3.5°/2° Blocks)	3.5° <input type="checkbox"/> 2° <input type="checkbox"/>
Toe In (4°/1.5° Blocks)	4° <input type="checkbox"/> 1.5° <input type="checkbox"/>
Anti-squat	1° <input type="checkbox"/> 2° <input type="checkbox"/> 3° <input type="checkbox"/> 4° <input type="checkbox"/>
Anti Roll Bar	None <input type="checkbox"/> 1.2 <input type="checkbox"/> 1.4 <input type="checkbox"/> 1.6 <input type="checkbox"/> 1.8 <input type="checkbox"/> 2.0 <input checked="" type="checkbox"/>
Ride Height	.18.....mm
Camber at Ride Height	-.1.....Deg
Wheelbase	Short <input type="checkbox"/> Med <input checked="" type="checkbox"/> Long <input type="checkbox"/>
Shock Mount	C/F <input type="checkbox"/> S2 <input checked="" type="checkbox"/>
Wing Mount	Alloy <input type="checkbox"/> Kit <input type="checkbox"/>
Wing Washer	No <input type="checkbox"/> Yes <input type="checkbox"/>
Hub Washers	.....mm
Link Washers	.4.....mm
Rear Strap	High Pin (With front Riser) <input type="checkbox"/> Low Pin (Kit) <input checked="" type="checkbox"/>
Hub Carrier	Kit <input type="checkbox"/> Alloy <input type="checkbox"/>
Brass insert	Hi-Pin <input type="checkbox"/> Low-Pin <input type="checkbox"/>
Link Mount	Kit <input type="checkbox"/> Alloy <input type="checkbox"/>



**Notes**  
BRASS WEIGHT UNDER RECIEVER AND SPEED CONTROLLER  
DOUBLE STACKED SIDEPODS

**CAT L1**