

Driver & Event	
Name	Michal Orlowski
Date	11-8-2019 Event US GP 2019
Weather	28°C, dry
Result	Q1, A1

Track Conditions	
Grip Level	High <input checked="" type="checkbox"/> Med <input type="checkbox"/> Low <input type="checkbox"/>
Type	Tight <input type="checkbox"/> Open <input type="checkbox"/> Mixed <input type="checkbox"/>
Surface	Clay <input type="checkbox"/> Astro <input checked="" type="checkbox"/> Grass <input type="checkbox"/> Mixed <input type="checkbox"/> Carpet <input type="checkbox"/>
Condition	Smooth <input checked="" type="checkbox"/> Bumpy <input type="checkbox"/>

Differential	
Diff Oil F.	F.12K.....cSt R.12K.....cSt
Diff Height F	High <input type="checkbox"/> Mid <input type="checkbox"/> Low <input type="checkbox"/>
Diff Height R	High <input checked="" type="checkbox"/> Mid <input type="checkbox"/> Low <input type="checkbox"/>


Electrics & Chassis	
E.S.C LRP Flow-X 3.1	
Servo PowerHD Storm5	
Reciever	Sanwa RX-481
Lipo LRP LCG 3900	
Shorty LiPo	Front <input type="checkbox"/> Middle <input type="checkbox"/> Rear <input type="checkbox"/>
Centre Topdeck	Yes <input checked="" type="checkbox"/> No <input type="checkbox"/>
Front Topdeck Thickness	2.5mm <input checked="" type="checkbox"/> 3.0mm <input type="checkbox"/>
Rear Topdeck Thickness	2.5mm <input checked="" type="checkbox"/> 3.0mm <input type="checkbox"/>

Wheels & Tyres	
Rr Tyre	Minidart yellow /U6835/
Rr Wheel	Schumacher hex /U4366/
Rr Insert	Medium /U6734/
Fr Tyre	Minidart yellow /U6833/
Fr Wheel	Schumacher hex /U4496/
Fr Insert	Medium /U6733/

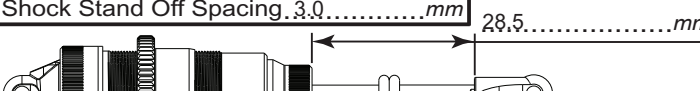
Motor & Gearing	
Motor LRP X22 5.0T	
Rotor Diameter	12.5 mm
Timing	19.0 Deg
Spur	83
Pinion	20

Other settings	
Car Weight	1680 g
Alloy Wing Mount	High <input type="checkbox"/> Low <input type="checkbox"/>
Rear Wing Gurney Height	10 mm
Front Wing	Small <input type="checkbox"/> Big <input type="checkbox"/>
Front Wing Gurney Height	mm
Slipper	2Plate <input type="checkbox"/> 3Plate <input checked="" type="checkbox"/> 4Plate <input type="checkbox"/>
Rear Hex	0 <input type="checkbox"/> 0.75 <input type="checkbox"/> 1.5 <input type="checkbox"/>
Front Hex	0 <input checked="" type="checkbox"/> 0.75 <input type="checkbox"/> 1.5 <input type="checkbox"/>

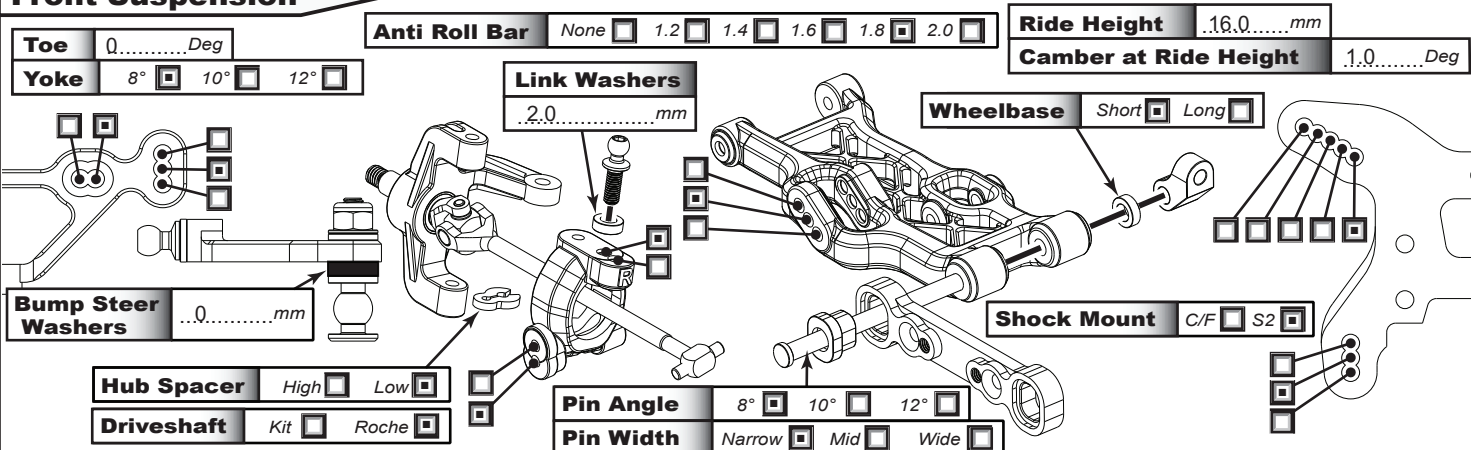
Front Shocks	
Oil.650.....cSt	Spring Orange.4.3...lb/in
Piston.blk.2.hole....	Drilled <input type="checkbox"/> Hole Size.1.7.....mm
Internal Limiters.0.0.....mm	Kashima Body No <input type="checkbox"/> Yes <input checked="" type="checkbox"/>



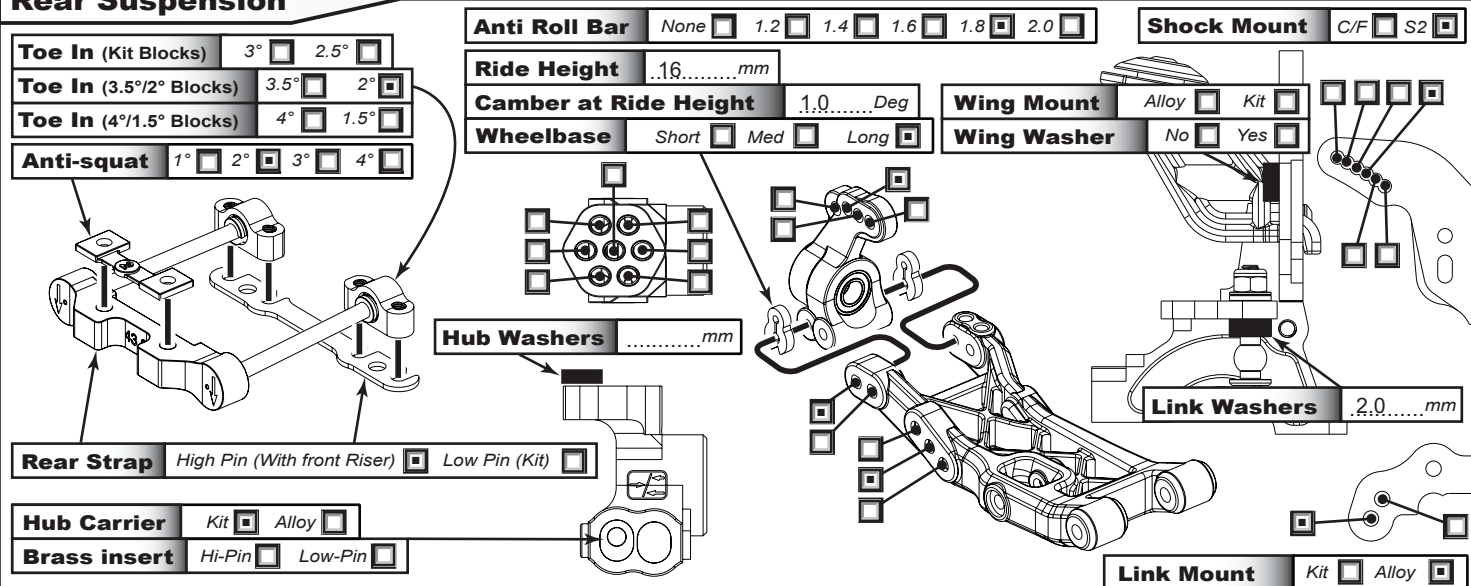
Rear Shocks	
Oil.500.....cSt	Spring Blue.2.4.....lb/in
Piston.red.2.hole....	Drilled <input checked="" type="checkbox"/> Hole Size.2.1.....mm
Internal Limiters.0.0.....mm	Kashima Body No <input type="checkbox"/> Yes <input checked="" type="checkbox"/>
Shock Stand Off Spacing.3.0.....mm	28.5.....mm



Front Suspension	
Toe 0.....Deg	Yoke 8° <input checked="" type="checkbox"/> 10° <input type="checkbox"/> 12° <input type="checkbox"/>
Anti Roll Bar	None <input type="checkbox"/> 1.2 <input type="checkbox"/> 1.4 <input type="checkbox"/> 1.6 <input type="checkbox"/> 1.8 <input checked="" type="checkbox"/> 2.0 <input type="checkbox"/>
Link Washers	2.0.....mm
Wheelbase	Short <input type="checkbox"/> Long <input checked="" type="checkbox"/>
Shock Mount	C/F <input type="checkbox"/> S2 <input checked="" type="checkbox"/>
Hub Spacer	High <input type="checkbox"/> Low <input checked="" type="checkbox"/>
Driveshaft	Kit <input type="checkbox"/> Roche <input checked="" type="checkbox"/>
Pin Angle	8° <input type="checkbox"/> 10° <input checked="" type="checkbox"/> 12° <input type="checkbox"/>
Pin Width	Narrow <input type="checkbox"/> Mid <input checked="" type="checkbox"/> Wide <input type="checkbox"/>
Ride Height	16.0.....mm
Camber at Ride Height	1.0.....Deg



Rear Suspension	
Toe In (Kit Blocks)	3° <input type="checkbox"/> 2.5° <input checked="" type="checkbox"/>
Toe In (3.5°/2° Blocks)	3.5° <input type="checkbox"/> 2° <input checked="" type="checkbox"/>
Toe In (4°/1.5° Blocks)	4° <input type="checkbox"/> 1.5° <input checked="" type="checkbox"/>
Anti-squat	1° <input type="checkbox"/> 2° <input checked="" type="checkbox"/> 3° <input type="checkbox"/> 4° <input type="checkbox"/>
Anti Roll Bar	None <input type="checkbox"/> 1.2 <input type="checkbox"/> 1.4 <input type="checkbox"/> 1.6 <input type="checkbox"/> 1.8 <input checked="" type="checkbox"/> 2.0 <input type="checkbox"/>
Ride Height	16.....mm
Camber at Ride Height	1.0.....Deg
Wheelbase	Short <input type="checkbox"/> Med <input checked="" type="checkbox"/> Long <input type="checkbox"/>
Shock Mount	C/F <input type="checkbox"/> S2 <input checked="" type="checkbox"/>
Wing Mount	Alloy <input type="checkbox"/> Kit <input checked="" type="checkbox"/>
Wing Washer	No <input type="checkbox"/> Yes <input checked="" type="checkbox"/>
Hub Washersmm
Link Washers	2.0.....mm
Rear Strap	High Pin (With front Riser) <input type="checkbox"/> Low Pin (Kit) <input checked="" type="checkbox"/>
Hub Carrier	Kit <input type="checkbox"/> Alloy <input checked="" type="checkbox"/>
Brass insert	Hi-Pin <input type="checkbox"/> Low-Pin <input checked="" type="checkbox"/>
Link Mount	Kit <input type="checkbox"/> Alloy <input checked="" type="checkbox"/>



Notes

ESC settings: 6-10-3-1-2-5-5-2-2; battery 8.40V
 KR low wing mounts /U4377/.
 Brass electric plates.
 Front tyres: 2 outside and 1 inside pin rows cut, glue on the side walls. Rear tyres: 1 outside pin row cut.

