

Driver Details

Name *Test Driver*
 Date
 Event / Track
 Weather
 Result
 Fastest Lap Time

Chassis and Electrics

Bodyshell *Montech M20*
 Rear Wing Height *80* mm
 E.S.C *Hobbywing XR10 Pro HD 1S*
 Servo *Sanwa PGS-HR*
 Receiver *Sanwa RX-481*
 LiPo *LRP 8000*

Track Conditions

Grip Level High Medium Low
 Type Tight Open Mixed
 Surface Carpet Tarmac
 Condition Smooth Bumpy
 Air Temperature °C °F
 Venue Indoor Outdoor

Track Dimensions

Motor and Gearing

Motor *Hobbywing G3R*
 Timing *42* Deg
 Spur Size *76T*
 Pinion Size
 Rollout mm/rev

Tyres and Additive

Compound	Front <i>T35</i>	Rear <i>T35</i>
Diameter	Front <i>41</i> mm	Rear <i>42</i> mm
Tyre Additive	Front <i>SXT 3.0</i>	Rear <i>SXT 3.0</i>
Additive Time	Front <i>12</i> Minutes	Rear <i>30</i> Minutes
Additive Coverage	Front <i>7mm</i>	Rear <i>Full</i>
Sidewall Glue	Front <i>No</i>	Rear <i>No</i>

Front

Front Ride Height *3.2* mm
 Caster *4* Deg - Spacer A(Rear) *0.5* mm - Spacer B (Front) *1.0* mm
 Droop *0.5* mm Droop Spacers *0.5* mm
 Camber *1.5* Deg
 Toe *-1.0* Deg
 Inside Wheel Lock Angle *30* Deg
 Outside Wheel Lock Angle Deg
 Body Post Pin Height Hole *Body on the Foam* Hanger Dot Number *N/A*
 Front Springs Black Silver Gold White(Kit)
 Front Damping Oil *12k* cSt
 Bump Steer Spacer *0.5* mm

Middle

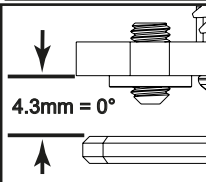
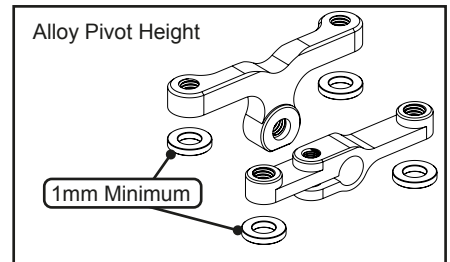
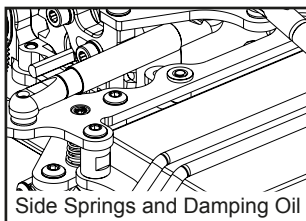
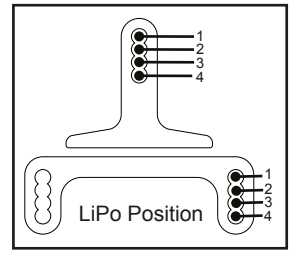
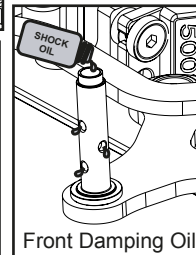
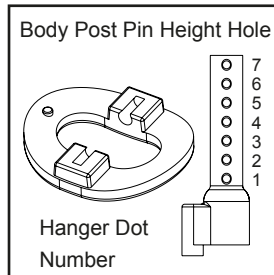
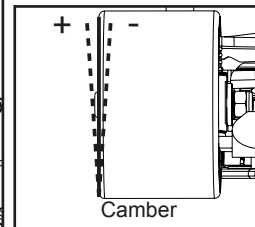
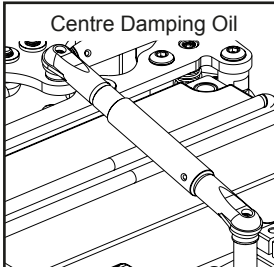
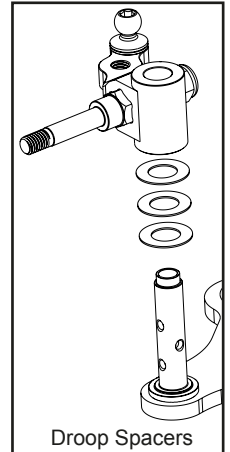
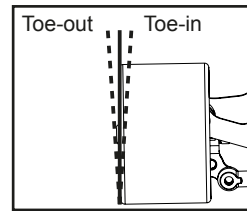
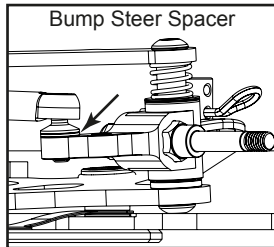
LiPo Position 1 2 3 4
 Centre Damping Oil *50k* cSt
 Speed Secret Alloy Pivot Height Adjustment Alloy mm Kit
 Side Springs Black(Kit) Silver Gold
 Nickel Red Dot Black Ultra
 Side Damping Oil *10k* cSt
 Topdeck Option 2.0mm A B C D

Rear

Rear Ride Height *3.7* mm - Insert *0.25* - Axle Low High
 Droop *0.8* mm
 Anti Squat *4.3* mm
 Rear Axle Spool Axle Ball Differential - Preload Deg
 Rear Track Width *171.6* mm
 Rear Axle Width Spacers Left *3* mm - Right *2* mm
 Rear Spring Black Silver Gold
 Nickel Red Dot (Kit) Black Ultra
 Body Post Pin Height Hole *5* Hanger Dot Number *3*
 Motor Spacing *0.5* mm

NOTES

This is a high grip setup



Topdeck Options
 A - Topdecks removed.
 B - Front screws removed only.
 C - Middle screws removed only.
 D - All screws in place.

