

Driver and Event

Name

Date

Event

Weather

Result

Track Conditions

Grip Level

Surface

Track Condition

Temperature

Electrics

E.S.C

Servo

Receiver

Type of Cells

Motor

Spur

Pinion

Internal Ratio

Wheels - Tyres - Inserts

Front Wheels

Front Inserts

Front Tyres

Rear Wheels

Rear Inserts

Rear Tyres

Transmission

Rear Diff Height

Front Diff Height

Front Layshaft Pulley

Front Drive

Front Overdrive

Notes

Rear Suspension

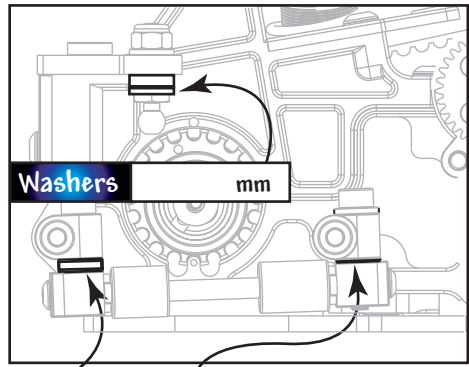
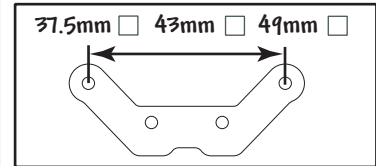
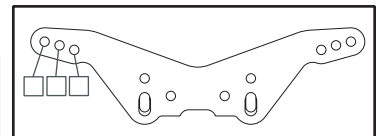
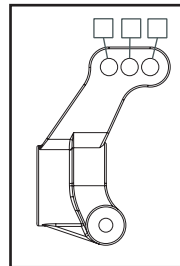
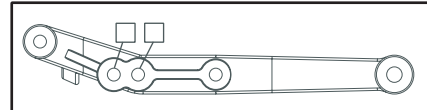
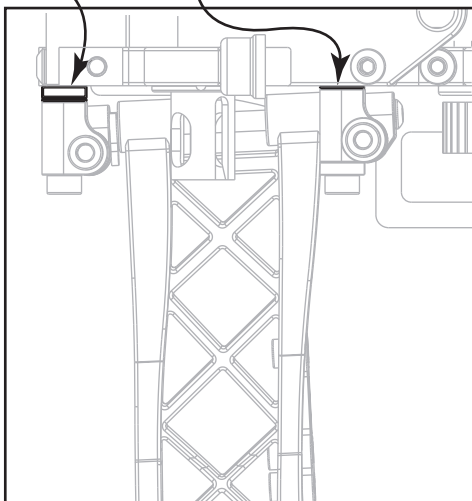
Wheelbase Short Medium Long

Roll Bar No 1.2 1.4 1.6

Equal Washers = 0° Toe-in
 0.50 Difference = 0.65° Toe-in
 1.00 Difference = 1.30° Toe-in
 1.50 Difference = 1.95° Toe-in
 2.00 Difference = 2.60° Toe-in
 2.50 Difference = 3.25° Toe-in
 3.00 Difference = 3.90° Toe-in

Toe-in / Rear Track Washers

Rear	mm	Front	mm	Actual	0
<input type="text"/>	<input type="text"/>	<input type="text"/>	<input type="text"/>	<input type="text"/>	<input type="text"/>



Rear	mm	Front	mm	Actual	0
<input type="text"/>	<input type="text"/>	<input type="text"/>	<input type="text"/>	<input type="text"/>	<input type="text"/>

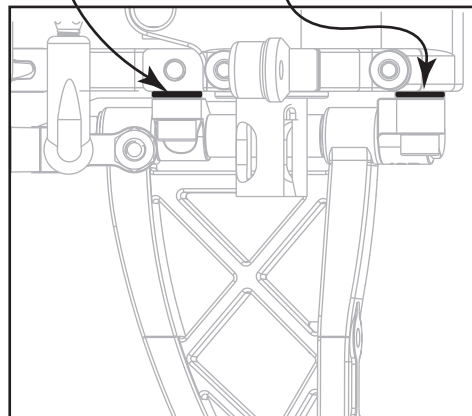
Anti-Squat Washers

Note: The Anti-Squat Angle is worked out using the Toe-In Chart Above, as the washers produce the same angles.

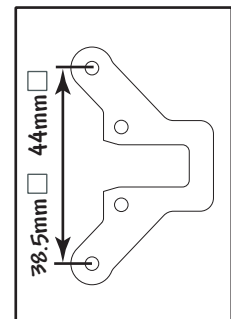
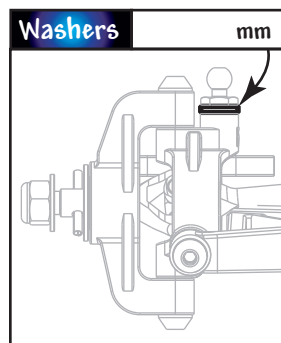
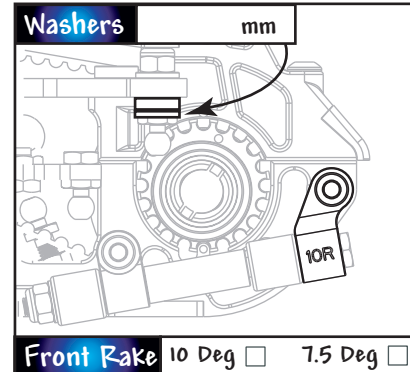
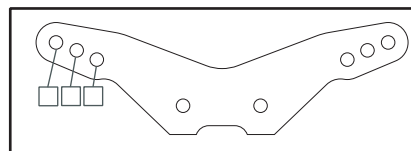
Front Suspension

Front Track Washers

Rear	mm	Front	mm
<input type="text"/>	<input type="text"/>	<input type="text"/>	<input type="text"/>



Roll Bar No 1.2 1.4 1.6

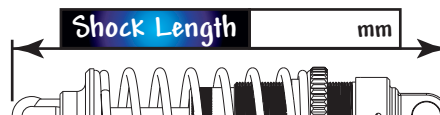


Rear Shocks

Oil Piston 2 hole 3 hole

Springs

Diaphragm Spec



Front Shocks

Oil Piston 2 hole 3 hole

Springs

Diaphragm Spec

