

Driver: _____
 Date: _____
 Meeting: _____
 Best Time: _____

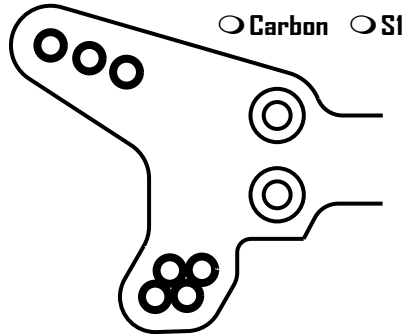
Schumacher




FRONT SETTINGS

Hub Carrier Plastic Alloy
 Anti-Roll Bar _____
 Castor 2° 4° 6°
 Kick Up _____ mm Anti-Dive _____ mm
 Toe-In/Out _____ degrees
 Ride Height _____ mm
 Camber _____ degrees
 Lower Wishbone Forward Middle Rear
 Front Driveshafts Plastic Steel Ti

Notes: _____



Fill holes used



Fill holes used



Fill holes used

Carbon Standard

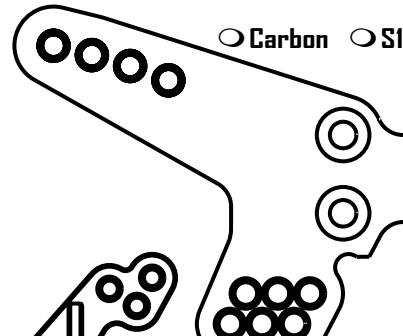
FRONT SHOCKS

Oil _____
 Spring _____
 Piston _____
 Spacer _____
 Length _____
 Droop _____


REAR SETTINGS

Hub Carrier Plastic Alloy
 Anti-Roll Bar _____
 Anti/Pro Squat _____
 Toe-In (In) _____ degrees Toe-In (Out) _____ degrees
 Ride Height _____ mm
 Camber _____ degrees
 Lower Wishbone Forward Middle Rear
 Rear Driveshafts Plastic Steel Ti


Notes: _____



Fill holes used



Fill holes used



Fill holes used

Carbon Standard

REAR SHOCKS

Oil _____
 Spring _____
 Piston _____
 Spacer _____
 Length _____
 Droop _____

OTHER SETTINGS

Bodyshell _____
 Differential Standard Locked One-Way
 Chassis/TopDeck S1 Carbon
 E.S.C. _____
 Cells _____
 Receiver _____
 Servo _____

MOTOR & GEARING

Motor _____
 Brush _____
 Spring _____
 Timing _____ degrees
 Pinion Size _____ tooth
 Spur Size _____ tooth
 Pulley Size 17t 20t

TRACK CONDITIONS

VENUE Indoor
 Outdoor

SURFACE Carpet
 Concrete
 Tarmac

TYPE Tight
 Open

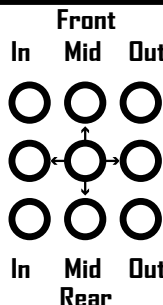
GRIP High
 Medium
 Low

CONDITION Smooth
 Bumpy

TYRES & WHEELS

Front Tyres _____
 Rear Tyres _____
 Front Inserts _____
 Rear Inserts _____
 Wheel _____
 Tyre Additive Yes No Type _____

CELL POSITION



DRIVERS NOTES
