

DRIVER AND EVENT DETAILS

Name

Date

Event

Weather

Result

CHASSIS AND ELECTRICS

Chassis

Top Deck

Bodyshell

Wing

E.S.C.

Servo

Receiver

Number of Cells 4 5 6

Type of Cells

TRACK CONDITIONS

Grip Level High Medium Low

Type Tight Open Both

Surface Carpet Tarmac Wood

Condition Smooth Bumpy

Temperature °C °F

Venue Indoor Outdoor

MOTOR AND GEARING

Type Brushed Brushless

Motor

Brush

Spring

Timing

Gear Pitch 48Dp 64Dp

Spur Size

Pinion Size



WHEELS, TYRES AND INSERTS

Wheels

Tyres

Inserts

Tyre Additive

Additive Time

Tyre Warmers Yes No

DRIVER NOTES

Med Flex Castor Blocks
Graphite Wishbones

Front Shocks

Oil

Springs

Piston Holes 2 3

length

Rebound

FRONT SETTINGS

Drive Diff Spool One-Way Height High Low

Servo Saver Yes No

Pivot Blocks Moulded (std) Alloy

Screw Block Spacers

Wishbone Quik-Klips

Toe In-Out In-board Out-board

Ride Height (Chassis to Floor)

Droop

Anti-roll Bar No 1.20 1.40 1.60

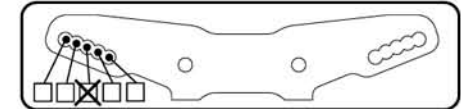
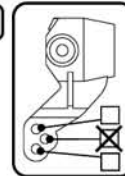
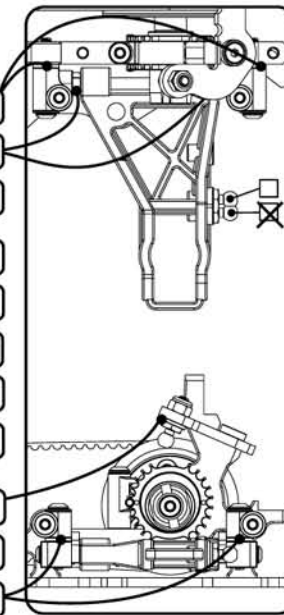
Castor 0° 2° 4° 6°

Camber Positive Negative

Link Washers

Inboard Pin Kick-up Anti-dive Horizontal

Pivot Block Spacers



Centre Track Rod

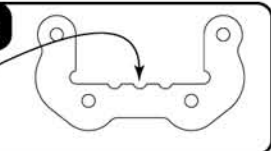
Washers

Link Mount

1 Groove

2 Groove

3 Groove



REAR SETTINGS

Drive Height High Low

Pivot Blocks Moulded (std) Alloy

Screw Block Spacers

Wishbone Quik-Klips

Toe In In-board Out-board

Ride Height (Chassis to Floor)

Droop

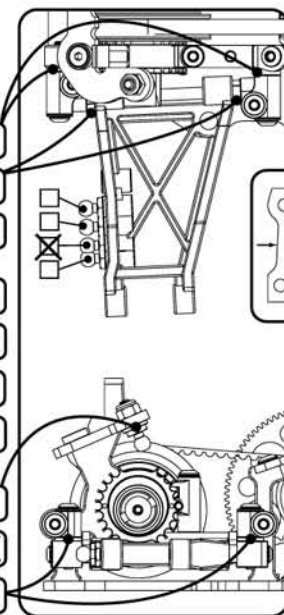
Anti-roll Bar No 1.20 1.40 1.60

Camber Positive Negative

Link Washers

Inboard Pin Pro-Squat Anti-Squat Horizontal

Pivot Block Spacers



Link Mount

1 Groove

2 Groove

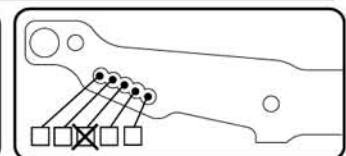
3 Groove

1.4mm

2.4mm

3.4mm

4.4mm



Rear Shocks

Oil

Springs

Piston Holes 2 3

length

Rebound