

Driver & Event	
Name	<i>Phil Sleigh</i>
Date	<i>18/06/17</i>
Event	<i>BRCA Nat Rd3</i>
Weather	<i>Hot & Dry - 30Deg</i>
Result	<i>B3</i>

Electrics & Chassis	
E.S.C	<i>Ruddog RP120</i>
Servo	<i>KO RSx2</i>
Reciever	<i>KO 413FH</i>
Batteries	<i>Vampire</i>
Shorty Position	Front <input type="checkbox"/> Back <input type="checkbox"/>
Transverse Shorty	Yes <input checked="" type="checkbox"/> No <input type="checkbox"/>
Chassis Stiffeners	Yes <input type="checkbox"/> No <input checked="" type="checkbox"/>
Chassis	Alloy <input checked="" type="checkbox"/> Carbon <input type="checkbox"/>

Motor & Gearing	
Motor	<i>Ruddog RP540 - 5.5T</i>
Rotor Diameter	<i>12.5mm</i>
Timing	
Spur	<i>83</i>
Pinion	<i>21</i>


Track Conditions	
Grip Level	High <input checked="" type="checkbox"/> Med <input type="checkbox"/> Low <input type="checkbox"/>
Type	Tight <input type="checkbox"/> Open <input type="checkbox"/> Mixed <input checked="" type="checkbox"/>
Surface	Clay <input type="checkbox"/> Astro <input checked="" type="checkbox"/> Grass <input type="checkbox"/> Mixed <input type="checkbox"/> Carpet <input type="checkbox"/>
Condition	Smooth <input type="checkbox"/> Bumpy <input checked="" type="checkbox"/>

Wheels & Tyres	
Rr Tyre	<i>U6558 Sch. M.Spike2</i>
Rr Wheel	<i>U4366 Kit</i>
Rr Insert	<i>DMS Insetz Medium</i>
Fr Tyre	<i>U6810 Sch. Wide Stagger</i>
Fr Wheel	<i>U4496 Kit</i>
Fr Insert	<i>DMS Insetz Medium</i>


Notes	
Car weight	<i>1776</i> g
Wing Gurney Height	mm
<i>Small Bore Shocks (U4152/U4153)</i>	
<i>1.6mm front roll-bar (cut rear)</i>	
<i>v2 front hubs (U7002)</i>	
<i>Rear Tyre - Inner/Outer row off</i>	
<i>2 pad slipper & new spring</i>	
<i>Wide rear pivot (U7139)</i>	
<i>FAB (U4789)</i>	
<i>Front Sidewall superglued</i>	

Diff Type	
Diff Oil	
Front	Ball <input type="checkbox"/> Gear <input checked="" type="checkbox"/> <i>7,000</i>
Rear	Ball <input type="checkbox"/> Gear <input checked="" type="checkbox"/> <i>5,000</i>

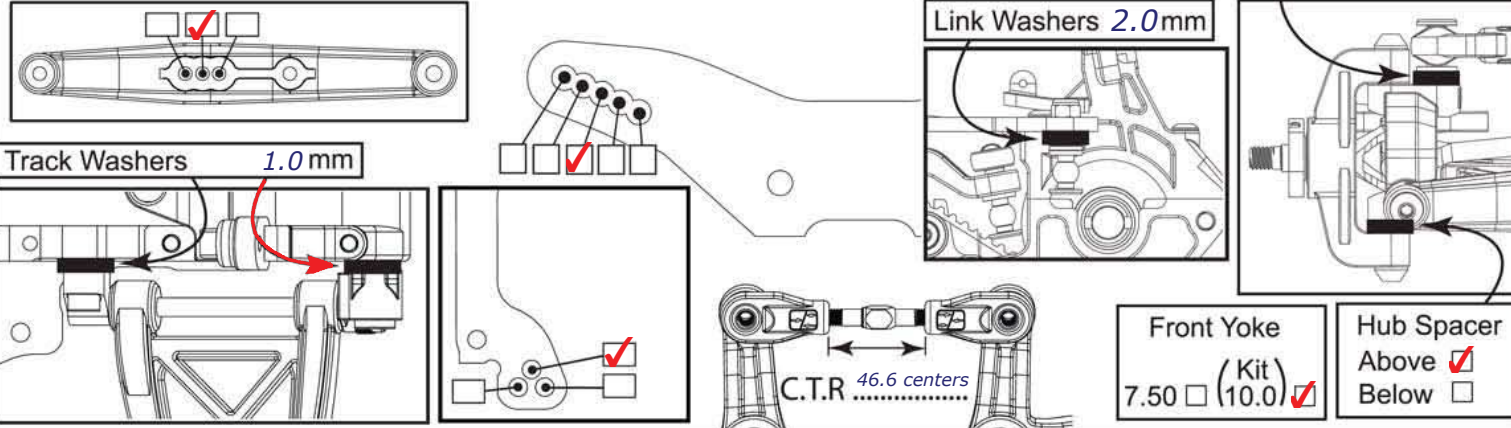
Front Shocks	
Oil	<i>550cst</i>
Spring	<i>Core Black</i>
Shock Cap	Sealed <input checked="" type="checkbox"/> Vented <input type="checkbox"/>
Emulsion	<input type="checkbox"/>
Piston	<i>2 x 1.2</i>
Drilled	<input type="checkbox"/>
Hole Size	mm
Shock Length <i>.....21.80mm</i>	



Rear Shocks	
Oil	<i>450cst</i>
Spring	<i>Core Red</i>
Shock Cap	Sealed <input checked="" type="checkbox"/> Vented <input type="checkbox"/>
Emulsion	<input type="checkbox"/>
Piston	<i>2 x 1.4</i>
Drilled	<input type="checkbox"/>
Hole Size	mm
Shock Length <i>.....27.60mm</i>	



Front Suspension	
Anti roll bar	No <input type="checkbox"/> 1.4 <input type="checkbox"/> 1.6 <input checked="" type="checkbox"/> 1.8 <input type="checkbox"/> 2.0 <input type="checkbox"/>
Camber at Ride Height	<i>1.0</i> Deg
Toe-In	<i>0</i> Deg
Ride Height	<i>18.0</i> mm
Washers	<i>1.0</i> mm
Track Washers	<i>1.0</i> mm
Link Washers	<i>2.0</i> mm
Front Yoke	7.50 <input type="checkbox"/> (Kit) <input checked="" type="checkbox"/> 10.0
Hub Spacer	Above <input checked="" type="checkbox"/> Below <input type="checkbox"/>
C.T.R <i>46.6</i> centers	



Rear Suspension	
Anti-squat	0° <input type="checkbox"/> 3° <input type="checkbox"/> 1° <input type="checkbox"/> 4° <input type="checkbox"/> 2° <input checked="" type="checkbox"/>
High Pin	Yes <input checked="" type="checkbox"/> No <input type="checkbox"/>
Wheelbase	Short <input type="checkbox"/> Med <input type="checkbox"/> Long <input checked="" type="checkbox"/>
Anti roll bar	No <input type="checkbox"/> 1.0 <input type="checkbox"/> 1.2 <input type="checkbox"/> 1.4 <input type="checkbox"/> 1.6 <input type="checkbox"/> 1.8 <input checked="" type="checkbox"/>
Link Washers	mm
Rear Hub Carrier	Alloy <input type="checkbox"/> Std <input checked="" type="checkbox"/>
Alloy Hub Carrier	+1° <input type="checkbox"/> -1° <input type="checkbox"/>
Rear Wishbones Kit	<input checked="" type="checkbox"/> Reversed <input type="checkbox"/>
Med Flex	<input type="checkbox"/>
Alloy	Yes <input type="checkbox"/> No <input checked="" type="checkbox"/>
33.5	<input type="checkbox"/>
38.0	<input checked="" type="checkbox"/>
42.5	<input type="checkbox"/>
Rear Ride Height	<i>18.0</i> mm
Rear Camber at Ride Height	<i>1.0</i> Deg
Rear Toe In (Flats IN 2.5°)	(Flats OUT 3.0°) <input checked="" type="checkbox"/>
C/F	

